




DRONE Platform: Visual Step-by-Step Guide

Step 1: Welcome to the DRONE platform! On the homepage, you can easily **find all available courses**. The content is provided in **English (EN), Hungarian (HU), Italian (IT), and Greek (GR)**.



- **How to choose:** You can either click directly **on the flag** of your preferred language or **use the filters located at the top right of the page** to browse the courses.

Step 2: Registration

To access the training materials, you need to create an account.

- **Action:** Look for the **registration option** and **click on "Register as a student"**. Fill in your details to set up your profile.

Account

<p>Sign In</p> <p>Username or Email</p> <input type="text"/>	<p>Register</p> <p>Don't have an account?</p> <p>Register as Student</p>
<p>Password</p> <input type="password"/>	
<p><input type="checkbox"/> Remember me Forgot your password?</p> <p>Sign in</p>	



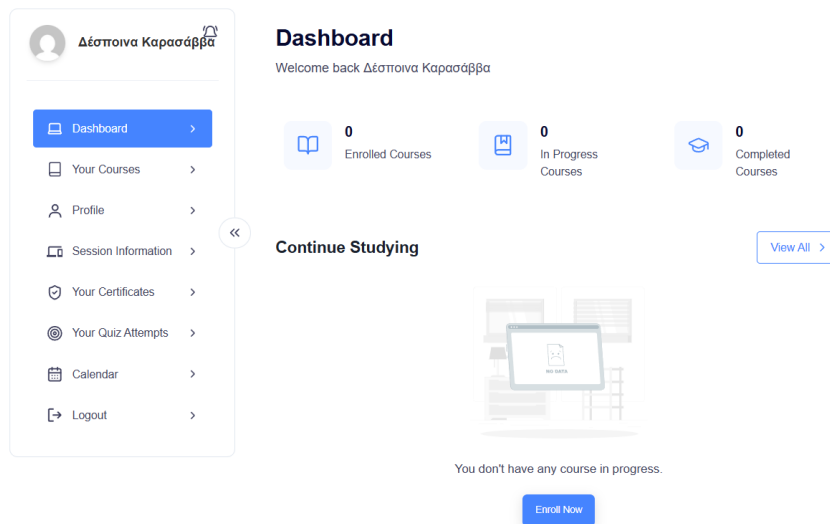
Co-funded by
the European Union



Step 3: Your Dashboard & Enrollment

Once registration is complete, the system will immediately redirect you to your **personal Dashboard**.

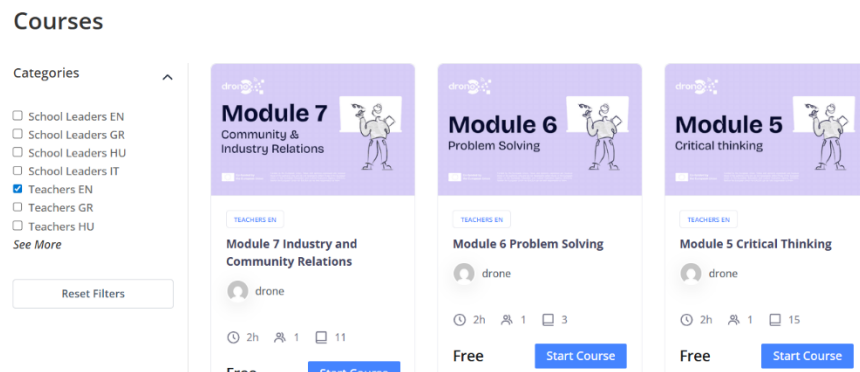
- **Action:** Locate the course you wish to attend and click the **"Enroll Now"** button to gain full access.



Step 4: Filtering by Language & Role

After enrolling, you will enter the course environment. To see the content that is relevant to you:

- **Action:** Look at the **left-hand sidebar**.
- **Filters:** Use the filters to select your Language and your specific Role (e.g., *Teachers EN* or *School Leaders HU*). This will filter the modules and show you exactly what applies to your training pathway.





Step 5: Choosing Modules & Duration

Requirement: To successfully complete the training, you must complete a **minimum of 10 hours** of asynchronous learning. You **are free to choose the modules** that best suit your interests and professional needs to reach this 10-hour goal. Each module clearly displays its **estimated duration**.

Step 6: Start Learning (At your own pace!)

Click on a module to enter. You will see the **course structure on the left** and the **Progress Bar at the top** of the page.

Note: There is no pressure! You can start and stop whenever you want; the system saves your spot automatically. Learn at your own pace!

Step 7: The "Mark as Complete" Rule (CRITICAL) ⚠️

This is the most important step! After finishing every lesson, video, or reading, you **MUST click the blue "Mark as Complete" button** located at the **bottom center** of the page.

Why? If you don't click this button, the system won't update your progress bar.

Step 8: Certification Process

Module Certificate: Once a specific module reaches **100% completion**, you can immediately download a certificate for that individual unit. You do not need to rate us, you can just download your certificate!

The screenshot displays the drone e-learning platform interface. At the top, a progress bar indicates '100% COMPLETE' and '0 out of 6 left'. A 'Download Certificate' button is visible in the top right corner. The main content area shows a 'Congratulations!' message: 'You have successfully completed this course.' Below this is an 'Exit Assessment' section with a large 'EXIT' text and a cartoon character pointing at a screen. The bottom navigation bar includes 'Lessons', 'Questions', 'Previous', 'Lesson completed.', and 'Completed' buttons.

Official Project Certificate: Please note that the **Official DRONE Project Certificate** is issued only after the completion of the **synchronous training** (workshops). The platform provides certificates per module only.



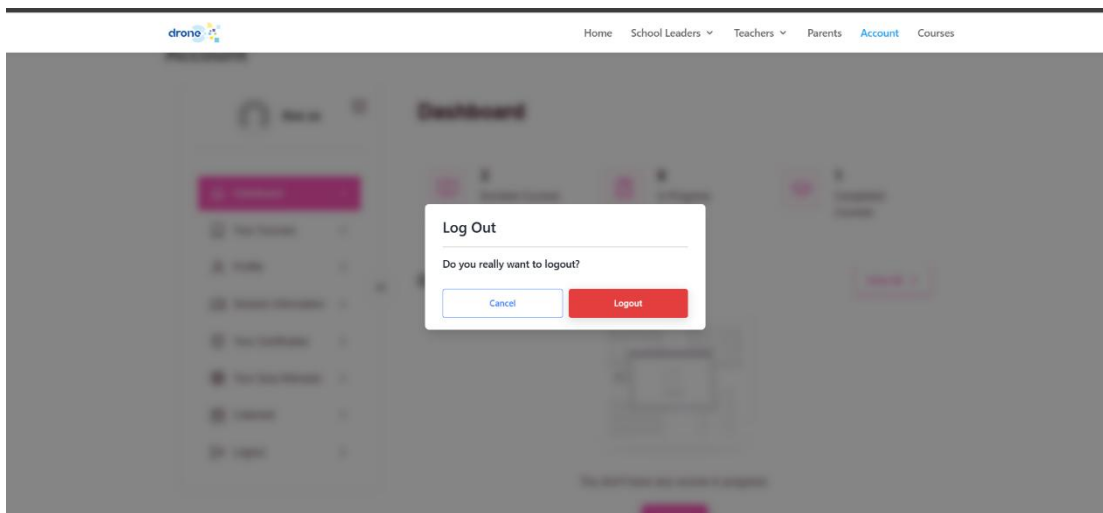
Co-funded by
the European Union



Step 9: Log out

When you are finished with your session, and want to log out securely:

- **Action:** Click on the "**Account**" option in the menu.
- **Final Step:** Navigate to the bottom left of the page and click "**Log Out**".



Step 10: Technical Support

If you encounter any technical issues, broken links, or difficulty accessing your account, please contact our support team at: "Contact & Support"
drone.elearning@cmtprooptiki.gr We are here to help!



Platform

Home

School Leaders Courses

Teachers Courses

Parents Courses

Project

Drone Project

Support

drone.elearning@cmtprooptiki.gr



Co-funded by
the European Union